



ಬೃಹತ್ ಬೆಂಗಳೂರು ಮಹಾನಗರ ಪಾಲಿಕೆ  
Bruhat Bengaluru Mahanagara Palike









# BBMP COVID-19 WAR ROOM 01.04.2023

BBMP / COVID-19 WAR ROOM / BULLETIN – 1104/ 01.04.2023 / #BBMPfightsCOVID19



# OVERVIEW OF COVID-19 IN BENGALURU

 <b>CASE TRENDS</b>			<b>ACTIVE CASES</b> <span style="border: 1px solid black; padding: 2px 10px;">637</span>		 <b>HOSPITALIZATION</b> <span style="border: 1px solid black; padding: 2px 10px;">41</span>		
<u>Confirmed Cases</u> <b>146</b> <small>18,80,262<sup>#</sup></small>	<u>Recovered Cases</u> <b>60</b> <small>18,62,629<sup>#</sup></small>	<u>Death Cases</u> <b>0</b> <small>16,996<sup>#</sup></small>	<u>ICU – V</u> <b>2</b>	<u>ICU</u> <b>6</b>	<u>HDU</u> <b>1</b>	<u>General</u> <b>32</b>	
<small>INCLUDES GOVT. QUOTA AND PRIVATE WALK-IN HOSPITALIZATION</small>							
 <b>VACCINATION</b>			<b>68</b> <small>2,06,97,998<sup>#</sup></small>		 <b>ACTIVE CZs</b>		
<u>First Dose</u> <b>15</b> <small>96,89,544<sup>#</sup></small>	<u>Second Dose</u> <b>11</b> <small>95,11,303<sup>#</sup></small>	<u>Precaution Dose</u> <b>42</b> <small>14,97,151<sup>#</sup></small>	 <b>TRIAGING</b>		<span style="border: 1px solid black; padding: 2px 10px;">0</span>		
 <b>TESTING</b>			<span style="border: 1px solid black; padding: 2px 10px;">3,456</span> <small>3,22,24,568<sup>#</sup></small>		<b>MTU</b> <b>5</b>		
<u>Positivity :3.54%</u> <small>*FOR LAST 7 DAYS</small>			<u>RAT</u> <b>1,472</b>	<u>RTPCR</u> <b>1,984</b>	<u>Tele Triage</u> <b>138</b>		
					<u>MCZs (&lt; 5 cases)</u> <b>0</b>		
					<u>Clusters (&gt; 5 cases)</u> <b>0</b>		

# : indicates cumulative numbers till date



# ABSTRACT OF COVID-19 SCENARIO IN BENGALURU



	MALE			FEMALE			TRANSGENDER			TOTAL		
	Last 24 Hours	Last 7 Days	Cumulative	Last 24 Hours	Last 7 Days	Cumulative	Last 24 Hours	Last 7 Days	Cumulative	Last 24 Hours	Last 7 Days	Cumulative
<b>Positive Cases</b>	88	426	11,08,577	58	327	7,71,489	0	0	196	146	753	18,80,262
<b>Recovered Cases</b>	36	264	10,95,891	24	201	7,65,608	0	0	187	60	465	18,62,629
<b>Death Cases</b>	0	1	10,765	0	0	6,227	0	0	4	0	1	16,996
<b>Total Tests Done</b>	<b>In Last 24 hrs. : 3,456</b>			<b>In last 7 days : 21,244</b>			<b>Cumulative : 3,22,24,568</b>					
<b>Vaccine Doses Administered</b>	<b>In Last 24 hrs. : 68</b>			<b>In last 7 days : 743</b>			<b>Cumulative : 2,06,97,998</b>					
<b>ACTIVE CASES</b>									<b>637</b>			

\*Covid deaths occurred today : 00 | Covid deaths occurred beyond last 24hrs., reported today : 00

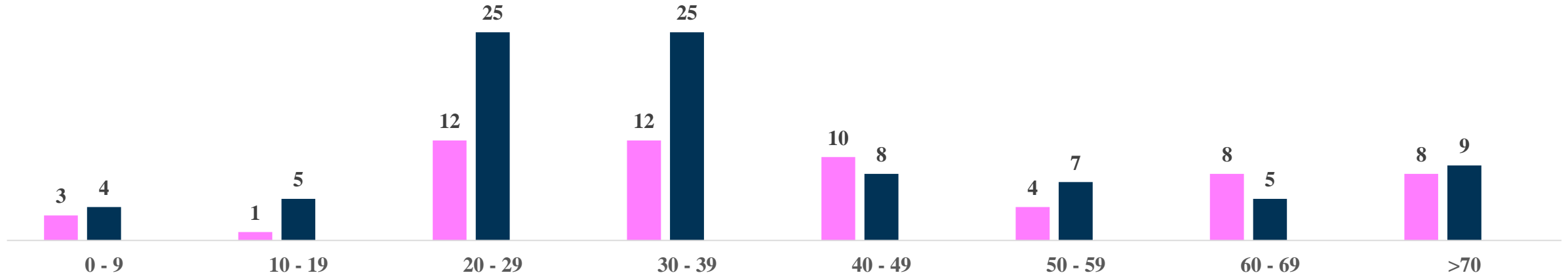


# LAST 24 HOURS AGE GROUP AND GENDER WISE DISTRIBUTION

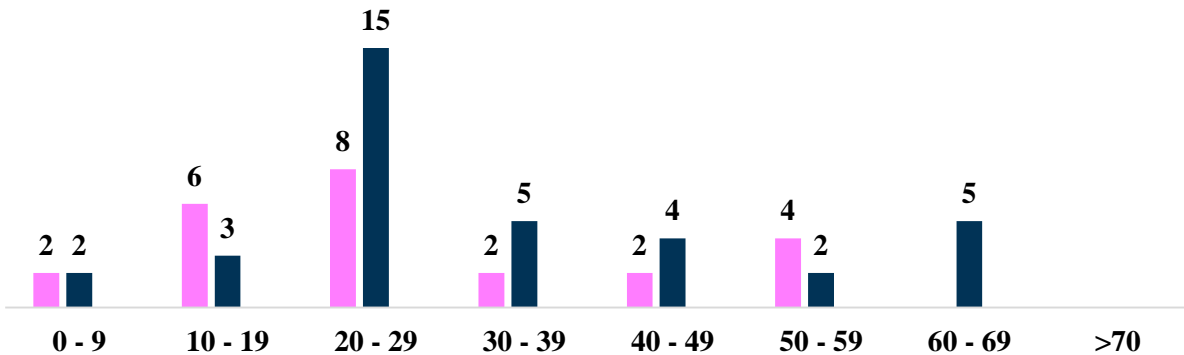


**Positive Cases : 146**

Female Male Transgender



**Recovered Cases : 60**



**Death Cases : 0**

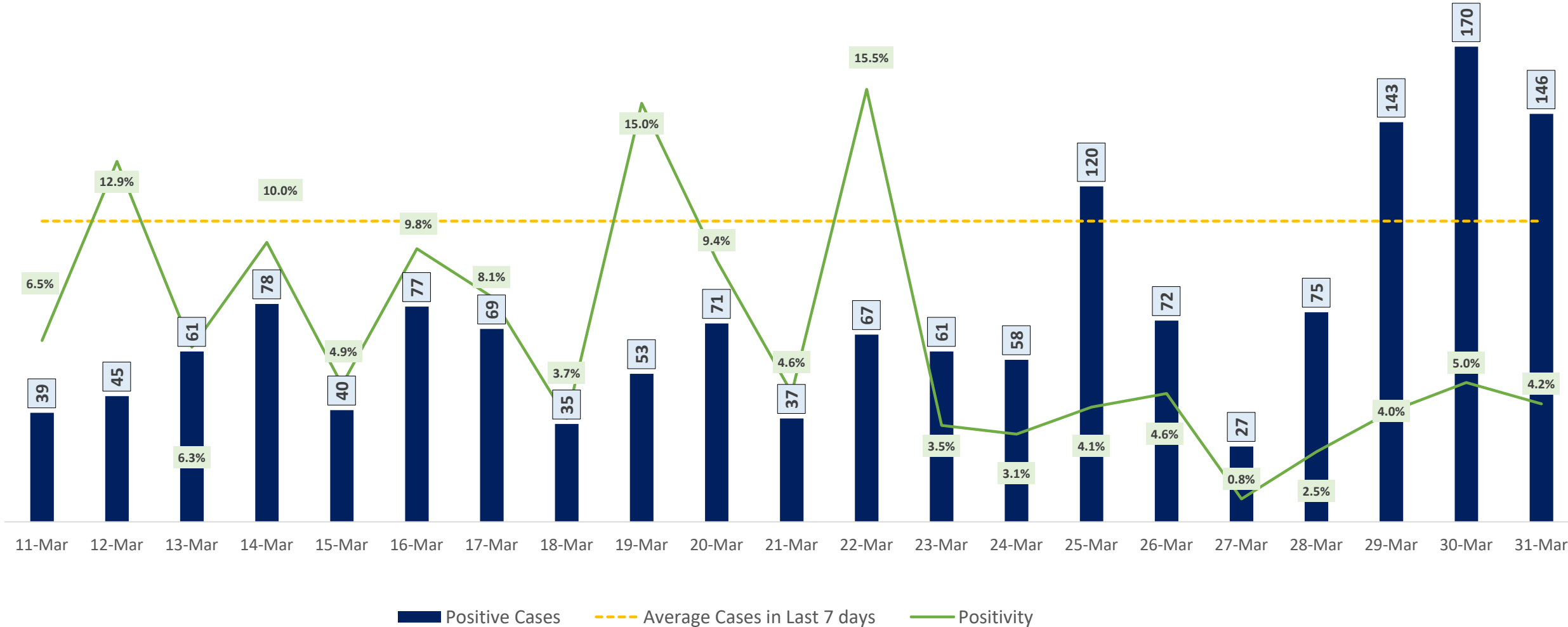
0 to 9 10 to 19 20 to 29 30 to 39 40 to 49 50 to 59 60 to 69 >=70



# POSITIVITY RATE OF BENGALURU – LAST 21 DAYS



Average Cases in Last 7 days : 108

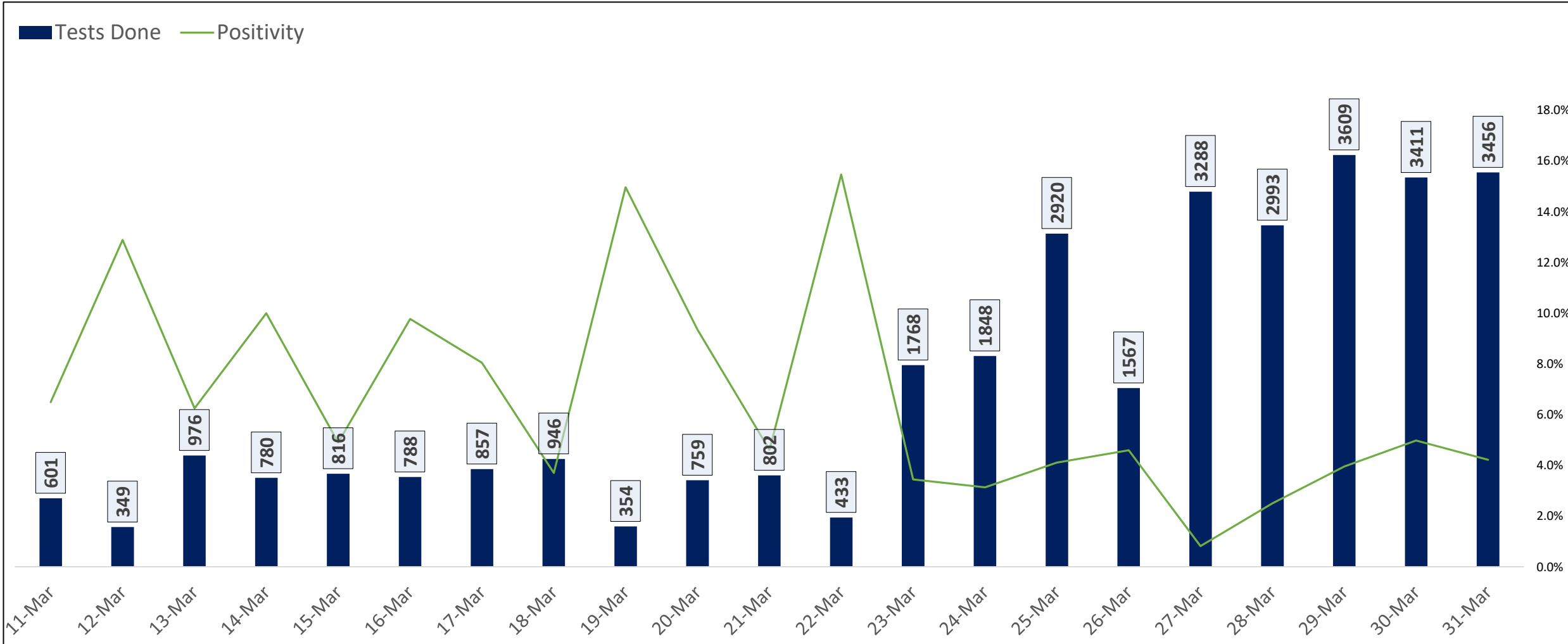




# TESTING TRENDS IN BENGALURU

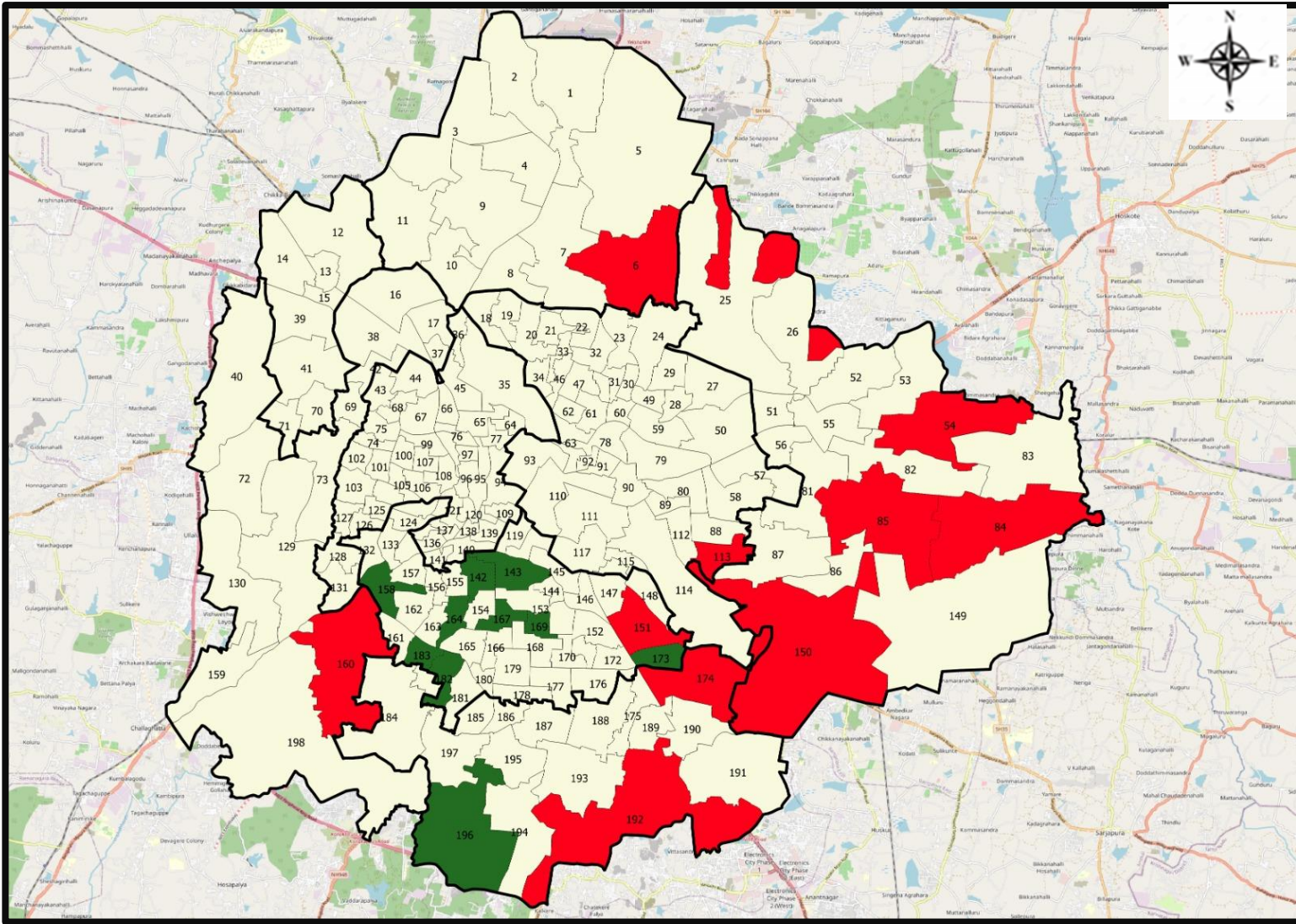


Total Test Conducted Till Date	Test Conducted Last 24 hours	Last 7 Days Average
3,22,24,568	3,456	3,035





# BENGALURU URBAN MAP SHOWING TREND OF POSITIVE CASES IN LAST 7 DAYS



## Top 10 wards reporting highest number of positive cases in last 10 days

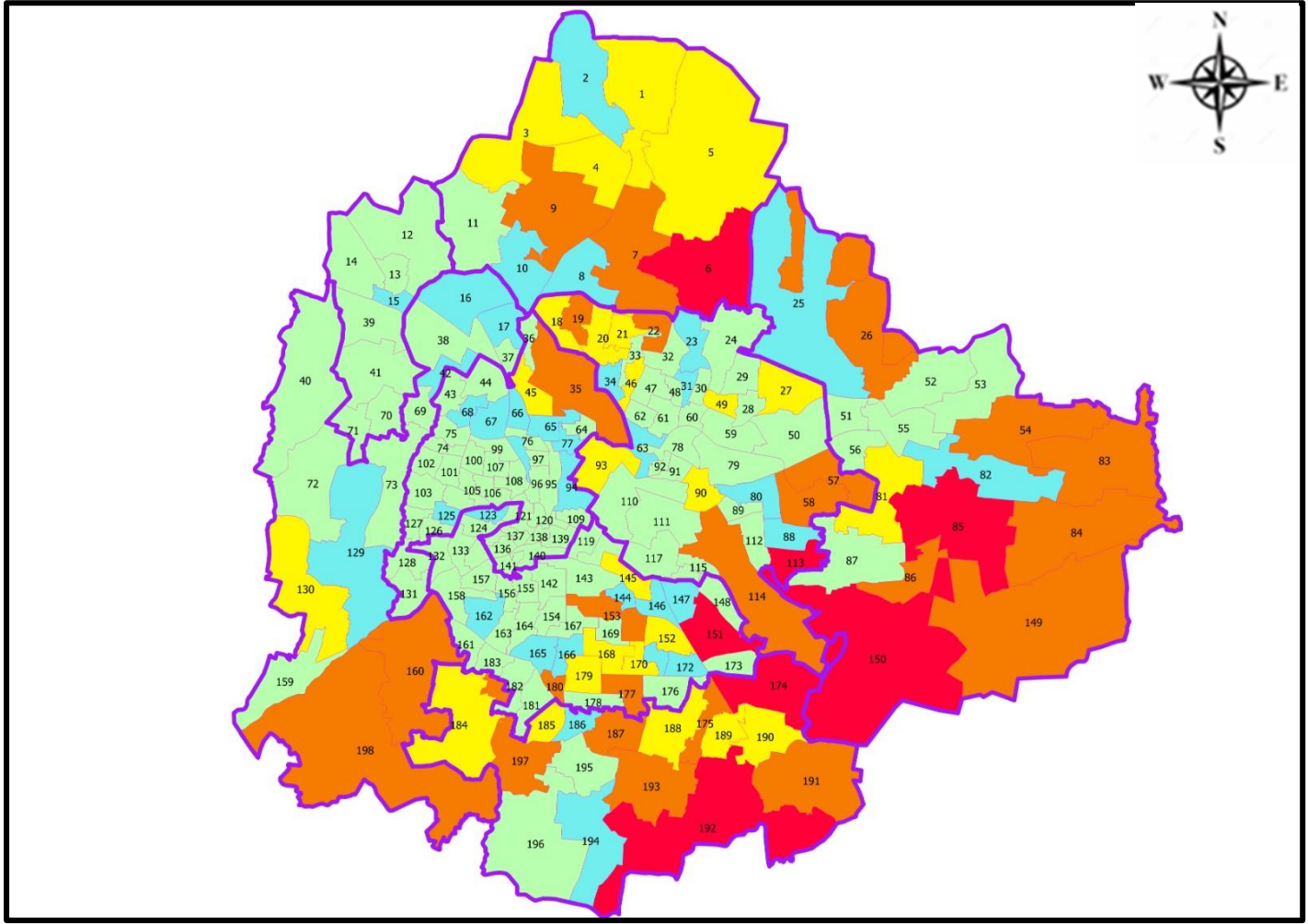
Ward No.	Ward Name	Daily Cases Average
150	Bellanduru	4
174	HSR Layout	4
85	Dodda Nekkundi	3
151	Koramangala	2
113	Konena Agrahara	2
6	Thanisandra	2
192	Begur	2
84	Hagadur	2
160	Rajarajeshwari Nagar	2
54	Hudi	2







## Top 10 wards reporting least number of positive cases in last 7 days

Ward No.	Ward Name	Daily Cases Average
196	Anjanapura	0
183	Chikkalsandra	0
182	Padmanabha Nagar	0
173	Jakkasandra	0
169	Byrasandra	0
167	Yediyur	0
164	Vidyapeeta Ward	0
158	Deepanjali Nagara	0
143	Vishveshwara Puram	0
142	Sunkenahalli	0



# BENGALURU MAP SHOWING INTENSITY OF POSITIVE CASES IN LAST 7 DAYS



-  **Level 1 : 0 to 1 Cases**
-  **Level 2 : 1 to 3 Cases**
-  **Level 3 : 3 to 5 Cases**
-  **Level 4 : 5 to 10 Cases**
-  **Level 5 : More than 10 Cases**
-  **Zone Boundaries**



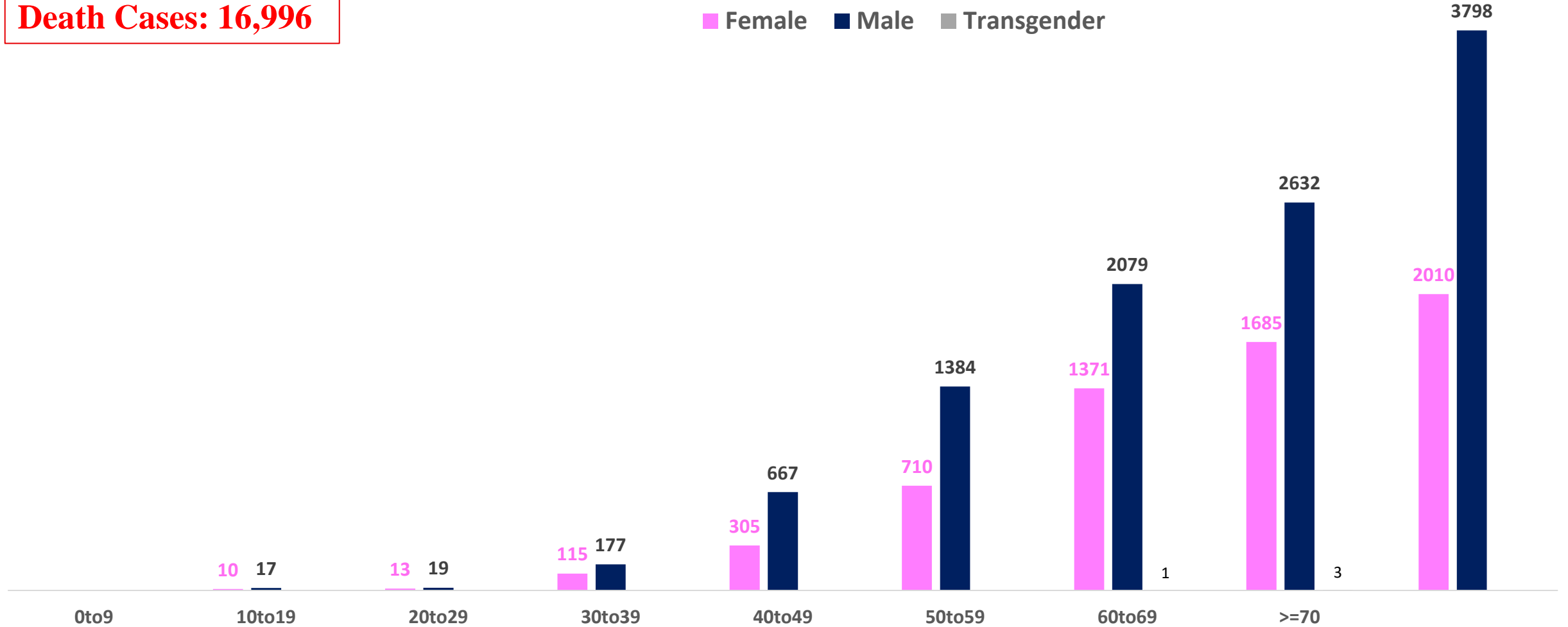


# AGE AND GENDER WISE DISTRIBUTION OF DEATH CASES



**Death Cases: 16,996**

Female Male Transgender





# SNAPSHOT OF COVID-19 CASES IN BENGALURU URBAN



**Total Wards With  
< = 5 Cases\* :  
167**

**Tests Conducted  
on 31.03.2023:  
3,456**

**Recovery  
Rate\*:  
99.06%**

**Total  
Active Cases :  
637**

**Total Vaccinated  
on 31.03.2023:  
68**

**Positivity  
Rate\* :  
3.54%**

**Active  
Rate\*:  
0.03%**

**Case  
Fatality Rate\* :  
0.13%**





\*Total positive cases In the past 7 days

\*CFR and positivity is for Past 7 days



ಬೃಹತ್ ಬೆಂಗಳೂರು ಮಹಾನಗರ ಪಾಲಿಕೆ  
Bruhat Bengaluru Mahanagara Palike



<b>Download BBMP Bulletin</b>	<a href="https://apps.bbmpgov.in/covid19/mediabulletin.php">https://apps.bbmpgov.in/covid19/mediabulletin.php</a>
<b>To register for vaccination :</b>	<a href="https://selfregistration.cowin.gov.in/">https://selfregistration.cowin.gov.in/</a>
<b>BBMP COVID19 Dashboard:</b>	<a href="https://apps.bbmpgov.in/covid19/">https://apps.bbmpgov.in/covid19/</a>
<b>Follow us on:</b>	 <a href="http://www.facebook.com/bbmp.comm1/">www.facebook.com/bbmp.comm1/</a>
	 <a href="https://twitter.com/BBMPCOMM">twitter.com/BBMPCOMM</a>
	  <a href="https://www.instagram.com/BBMPSplHealth">BBMPSplHealth</a>

Issued by:

Honorable Chief Commissioner, BBMP  
Special Commissioner Health, BBMP  
MD, Bengaluru Smart City Limited

**THANK YOU !**

